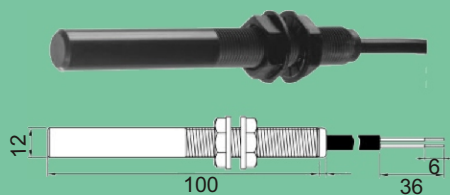




C12 Half Threaded



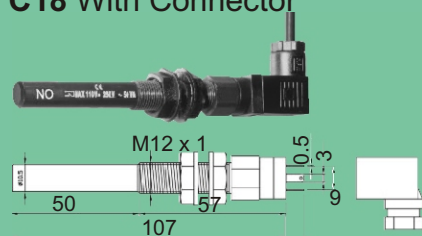
C15 Non Threaded



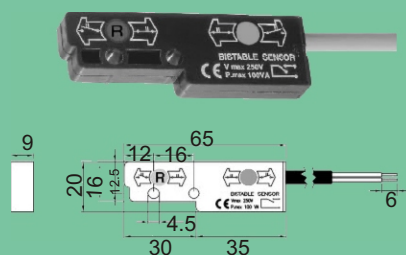
C19 Fully Threaded



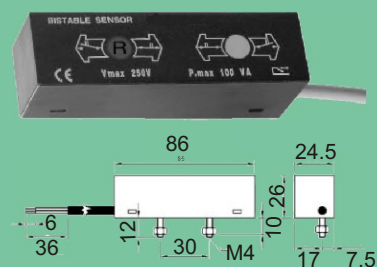
C18 With Connector



E53 Rectangular



E61 Rectangular



Selection Chart

Contact	Type	max. A	Model					
			C12	C15	C18	C19	E53	E61
NO	Reed	0.5	C121-1A	C151-1A	C181-1A	C191-1A		
NO	Reed	1	C121-1F	C151-1F	C181-1F	C191-1F		
NO	Reed	3	C121-1L	C151-1L	C181-1L	C191-1L		
NC	Reed	0.5	C123-1M	C153-1M	C183-1M	C193-1M		
NC	Reed	1	C123-1N	C153-1N	C183-1N	C193-1N		
NC	Reed	3	C123-1P	C153-1P	C183-1P	C193-1P		
NO + NC (3 wires)	Reed	1	C125-1T	C155-1T	C185-1T	C195-1T		
Bistable	Reed	3	C127-BC	C157-BC	C187-BC	C197-BC	E537-BC	E617-BC
Bistable + NO	Reed	3 / 1	C127-ZB	C157-ZB		C197-ZB		
Polarized south	Reed	1	C121-PS	C151-PS		C191-PS		
Polarized north	Reed	1	C121-PN	C151-PN		C191-PN		
Polarized 2 NO	Reed	1	C121-PZ	C151-PZ		C191-PZ		
2 NO (4 wires)	Reed	1	C121-2R	C151-2R		C191-2R		
2 NC (4 wires)	Reed	0.5	C123-2G	C153-2G		C193-2G		
NO + NC (4 wires)	Reed	1	C128-2N	C158-2N		C198-2N		
3 NO (4 wires)	Reed	1	C121-3C	C151-3C		C191-3C		
NO	NPN	10mA	C12H-MN	C15H-MN		C19H-MN		
NO	PNP	10mA	C12H-MP	C15H-MP		C19H-MP		
Bistable	NPN	10mA	C12H-BN	C15H-BN		C19H-BN		
Bistable	PNP	10mA	C12H-BP	C15H-BP		C19H-BP		

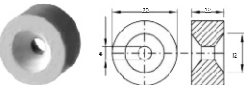
Contact rating at max. 250vac except types 1A and 1M at 150vac

LED is standard on sensors with NPN / PNP outputs. Also available on C15 contact types A to BC on request.

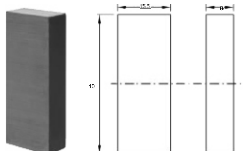
Magnets

(other configurations available)

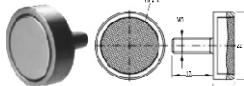
MFA 020



MFP 040



M613N



Max. Operating Dist.

Standard Bistable

24

41

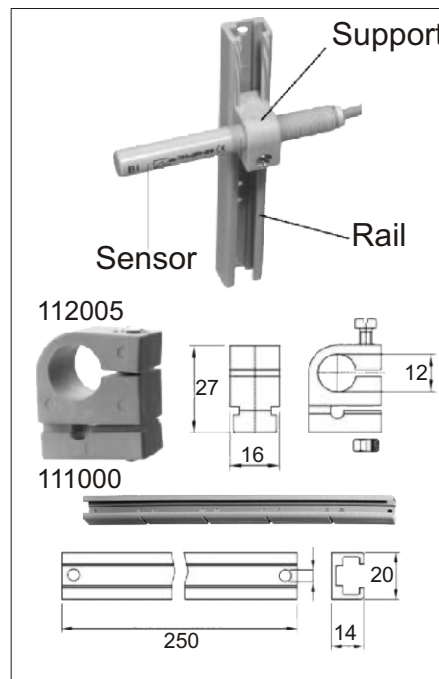
32

47

21

33

Accessories



Distributed by:

How they work...



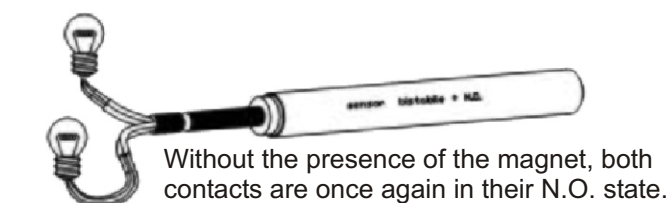
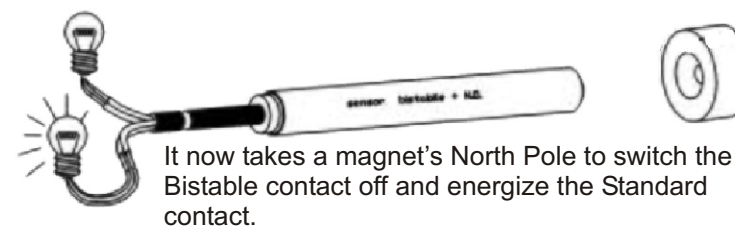


A Magnetic Sensor For Every Application

Magnetic Sensors offer the highest degree of reliability and are typically used in elevators to position and guide the cab. They easily lend themselves to harsh industrial environments providing far superior sensing distances than inductive proximity switches. for a fraction of the cost. In some applications, one of our sensors can even replace two proximity or limit switches. Contact us with your application, today.

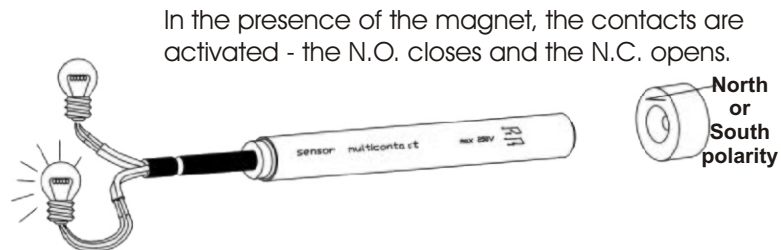
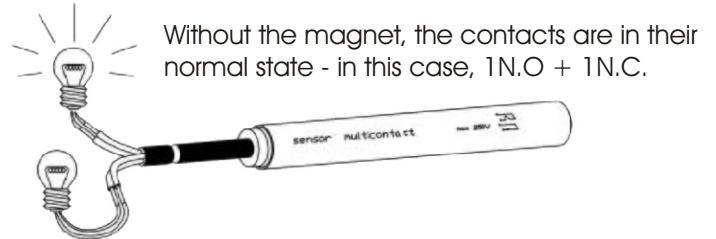
STANDARD CONTACTS



BISTABLE or LATCHED CONTACTS



DIVIDED CONTACTS

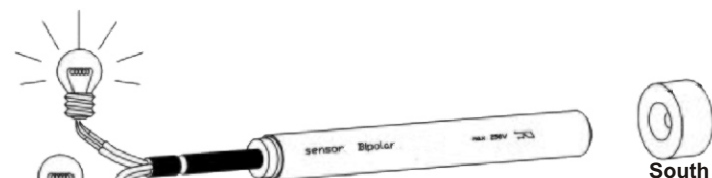


POLARIZED

When a North Polarized sensor is used, the magnet's North Pole activates the output. The South Pole has no effect. The opposite is true of South Polarized sensors.



DOUBLE POLARIZATION



In Double Polarized sensors with two contacts, the first contact is activated in the presence of the magnet's South Pole while the second contact is activated by a magnet's North Pole.

