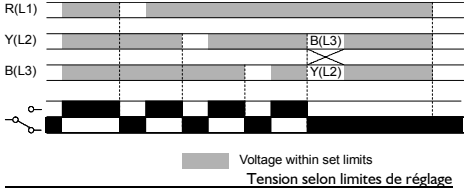
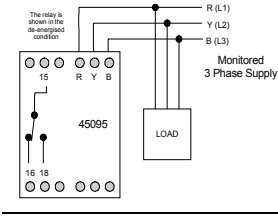
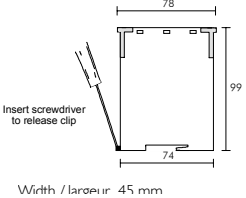
	<p>TIMING DIAGRAM GRAPHIQUE DE FONCTIONNEMENT</p> 	<p>CONNECTION DIAGRAM DIAGRAMME DE RACCORDEMENT</p> 	<p>MOUNTING DETAILS INSTRUCTIONS DE MONTAGE</p>  <p>Width / largeur 45 mm</p>																																																																																												
<ul style="list-style-type: none"> ▪ INCORRECT PHASE ANGLE - ADJUSTABLE ▪ PHASE FAILURE / LOSS ▪ INCORRECT PHASE SEQUENCE / ROTATION ▪ DIN RAIL MOUNTING 		<ul style="list-style-type: none"> ▪ ANGLE DE PHASES INCORRECT RÉGLABLE ▪ DÉFAILLANCE DE PHASES / PERTE ▪ SÉQUENCE DE PHASES INCORRECTE / ROTATION ▪ MONTAGE SUR RAIL DIN 																																																																																													
<p>▪ INSTALLATION AND SETTING</p> <ul style="list-style-type: none"> - BEFORE INSTALLATION, ISOLATE THE SUPPLY - Connect the unit as shown in the diagram above. - Set '% asymmetry'. - Apply power (red LED on, contacts 15 and 18 closed). <p>Troubleshooting</p> <ul style="list-style-type: none"> - Check wiring and voltage present. - If incorrect sequence, reverse any 2 phases. 		<p>▪ MONTAGE ET INSTALLATION</p> <ul style="list-style-type: none"> - AVANT MONTAGE, ISOLER L'ALIMENTATION - Raccorder comme indiqué dans le diagramme ci-dessus. - Régler 'le pourcentage d'asymétrie'. - Appliquer l'alimentation (DEL rouge allumée, contacts 15 et 18 fermés). <p>Dépannage (pour régler un problème)</p> <ul style="list-style-type: none"> - Vérifier les connexions et la tension présente. - Si séquence incorrecte, inverser 2 phases. 																																																																																													
<p>▪ TECHNICAL SPECIFICATION</p> <table border="0"> <tr> <td>Supply voltage Un:</td> <td>400V AC</td> </tr> <tr> <td>(AC: 48 - 63Hz)</td> <td>(Galvanic isolated by transformer)</td> </tr> <tr> <td>Supply variation:</td> <td>0.85 - 1.15 x Un</td> </tr> <tr> <td>Isolation:</td> <td>Over voltage cat. III (IEC 664)</td> </tr> <tr> <td>Power consumption:</td> <td>< 3VA (red/blue phase)</td> </tr> <tr> <td></td> <td>< 0.15VA (yellow phase)</td> </tr> <tr> <td>Trip level:</td> <td>± 2 to 12% (phase imbalance)</td> </tr> <tr> <td>Hysteresis:</td> <td>1%</td> </tr> <tr> <td>Time delay:</td> <td>τ = 200mS</td> </tr> <tr> <td>Ambient temperature:</td> <td>-20 to +60°C</td> </tr> <tr> <td>Relative humidity:</td> <td>+95%</td> </tr> <tr> <td>Contact rating:</td> <td>SPDT</td> </tr> <tr> <td></td> <td>AC1 250V AC 10A (2500VA)</td> </tr> <tr> <td></td> <td>AC15 250V AC 6A</td> </tr> <tr> <td></td> <td>DC1 25V DC 10A (250W)</td> </tr> <tr> <td>Electrical life:</td> <td>≥ 150,000 (AC1)</td> </tr> <tr> <td>Housing:</td> <td>to UL94 VO</td> </tr> <tr> <td>Weight:</td> <td>≈ 285g</td> </tr> <tr> <td>Mounting option:</td> <td>to BS5584:1978</td> </tr> <tr> <td></td> <td>(EN50 002, DIN 46277-3)</td> </tr> <tr> <td>Terminal conductor size:</td> <td>≤ 2 x 1.5mm² stranded</td> </tr> <tr> <td></td> <td>≤ 2 x 2.5mm² solid</td> </tr> <tr> <td>Approvals:</td> <td>UL, CUL, CSA, IEC, CÉ</td> </tr> </table>		Supply voltage Un:	400V AC	(AC: 48 - 63Hz)	(Galvanic isolated by transformer)	Supply variation:	0.85 - 1.15 x Un	Isolation:	Over voltage cat. III (IEC 664)	Power consumption:	< 3VA (red/blue phase)		< 0.15VA (yellow phase)	Trip level:	± 2 to 12% (phase imbalance)	Hysteresis:	1%	Time delay:	τ = 200mS	Ambient temperature:	-20 to +60°C	Relative humidity:	+95%	Contact rating:	SPDT		AC1 250V AC 10A (2500VA)		AC15 250V AC 6A		DC1 25V DC 10A (250W)	Electrical life:	≥ 150,000 (AC1)	Housing:	to UL94 VO	Weight:	≈ 285g	Mounting option:	to BS5584:1978		(EN50 002, DIN 46277-3)	Terminal conductor size:	≤ 2 x 1.5mm ² stranded		≤ 2 x 2.5mm ² solid	Approvals:	UL, CUL, CSA, IEC, CÉ	<p>▪ FICHES TECHNIQUES</p> <table border="0"> <tr> <td>Alimentation :</td> <td>400V CA</td> </tr> <tr> <td>(48 - 63Hz)</td> <td>(Protection galvanisée côté transformateur)</td> </tr> <tr> <td>Variation d'alimentation:</td> <td>0.85 - 1.15 x Un</td> </tr> <tr> <td>Isolation:</td> <td>Surtension cat. III (IEC 664)</td> </tr> <tr> <td>Consommation:</td> <td>< 3VA (phases rouge/bleu)</td> </tr> <tr> <td></td> <td>< 0.15VA (phase jaune)</td> </tr> <tr> <td>Seuil de déclenchement:</td> <td>± 2 à 12% (déséquilibre de phases)</td> </tr> <tr> <td>Hystérésis:</td> <td>1%</td> </tr> <tr> <td>Délai de temps:</td> <td>τ = 200mS</td> </tr> <tr> <td>Température ambiante:</td> <td>-20 à +60°C</td> </tr> <tr> <td>Humidité relative:</td> <td>+95%</td> </tr> <tr> <td>Capacité des contacts:</td> <td>1 inverseur</td> </tr> <tr> <td></td> <td>AC1 250V CA 10A (2500VA)</td> </tr> <tr> <td></td> <td>AC15 250V CA 6A</td> </tr> <tr> <td></td> <td>DC1 25V CC 10A (250W)</td> </tr> <tr> <td>Durée de vie électrique:</td> <td>≥ 150,000 (AC1)</td> </tr> <tr> <td>Boîtier:</td> <td>UL94 VO</td> </tr> <tr> <td>Poids:</td> <td>≈ 285g</td> </tr> <tr> <td>Option de montage:</td> <td>BS5584:1978</td> </tr> <tr> <td></td> <td>(EN50 002, DIN 46277-3)</td> </tr> <tr> <td>Calibre du conducteur:</td> <td>≤ 2 x 1.5mm² toronné</td> </tr> <tr> <td></td> <td>≤ 2 x 2.5mm² solide</td> </tr> <tr> <td>Homologations:</td> <td>UL, CUL, CSA, IEC, CÉ</td> </tr> </table>		Alimentation :	400V CA	(48 - 63Hz)	(Protection galvanisée côté transformateur)	Variation d'alimentation:	0.85 - 1.15 x Un	Isolation:	Surtension cat. III (IEC 664)	Consommation:	< 3VA (phases rouge/bleu)		< 0.15VA (phase jaune)	Seuil de déclenchement:	± 2 à 12% (déséquilibre de phases)	Hystérésis:	1%	Délai de temps:	τ = 200mS	Température ambiante:	-20 à +60°C	Humidité relative:	+95%	Capacité des contacts:	1 inverseur		AC1 250V CA 10A (2500VA)		AC15 250V CA 6A		DC1 25V CC 10A (250W)	Durée de vie électrique:	≥ 150,000 (AC1)	Boîtier:	UL94 VO	Poids:	≈ 285g	Option de montage:	BS5584:1978		(EN50 002, DIN 46277-3)	Calibre du conducteur:	≤ 2 x 1.5mm ² toronné		≤ 2 x 2.5mm ² solide	Homologations:	UL, CUL, CSA, IEC, CÉ
Supply voltage Un:	400V AC																																																																																														
(AC: 48 - 63Hz)	(Galvanic isolated by transformer)																																																																																														
Supply variation:	0.85 - 1.15 x Un																																																																																														
Isolation:	Over voltage cat. III (IEC 664)																																																																																														
Power consumption:	< 3VA (red/blue phase)																																																																																														
	< 0.15VA (yellow phase)																																																																																														
Trip level:	± 2 to 12% (phase imbalance)																																																																																														
Hysteresis:	1%																																																																																														
Time delay:	τ = 200mS																																																																																														
Ambient temperature:	-20 to +60°C																																																																																														
Relative humidity:	+95%																																																																																														
Contact rating:	SPDT																																																																																														
	AC1 250V AC 10A (2500VA)																																																																																														
	AC15 250V AC 6A																																																																																														
	DC1 25V DC 10A (250W)																																																																																														
Electrical life:	≥ 150,000 (AC1)																																																																																														
Housing:	to UL94 VO																																																																																														
Weight:	≈ 285g																																																																																														
Mounting option:	to BS5584:1978																																																																																														
	(EN50 002, DIN 46277-3)																																																																																														
Terminal conductor size:	≤ 2 x 1.5mm ² stranded																																																																																														
	≤ 2 x 2.5mm ² solid																																																																																														
Approvals:	UL, CUL, CSA, IEC, CÉ																																																																																														
Alimentation :	400V CA																																																																																														
(48 - 63Hz)	(Protection galvanisée côté transformateur)																																																																																														
Variation d'alimentation:	0.85 - 1.15 x Un																																																																																														
Isolation:	Surtension cat. III (IEC 664)																																																																																														
Consommation:	< 3VA (phases rouge/bleu)																																																																																														
	< 0.15VA (phase jaune)																																																																																														
Seuil de déclenchement:	± 2 à 12% (déséquilibre de phases)																																																																																														
Hystérésis:	1%																																																																																														
Délai de temps:	τ = 200mS																																																																																														
Température ambiante:	-20 à +60°C																																																																																														
Humidité relative:	+95%																																																																																														
Capacité des contacts:	1 inverseur																																																																																														
	AC1 250V CA 10A (2500VA)																																																																																														
	AC15 250V CA 6A																																																																																														
	DC1 25V CC 10A (250W)																																																																																														
Durée de vie électrique:	≥ 150,000 (AC1)																																																																																														
Boîtier:	UL94 VO																																																																																														
Poids:	≈ 285g																																																																																														
Option de montage:	BS5584:1978																																																																																														
	(EN50 002, DIN 46277-3)																																																																																														
Calibre du conducteur:	≤ 2 x 1.5mm ² toronné																																																																																														
	≤ 2 x 2.5mm ² solide																																																																																														
Homologations:	UL, CUL, CSA, IEC, CÉ																																																																																														