



EVM-35



EVM-3C-96



EVM-3S-48



EVM-R3C



Product Code

Product Code	Description	3-phase / Selectable	3 ~ Voltage	1 ~ Voltage	Max. Value	Min. Value	Output Contact	24-250V AC/DC	Flush Mount	Rail Mount
EVM-3-48	Voltmeter									
EVM-3-72	Voltmeter									
EVM-3-96	Voltmeter									
EVM-3C-48	Voltmeter (with Output Contact)									
EVM-3C-72	Voltmeter (with Output Contact)									
EVM-3C-96	Voltmeter (with Output Contact)									
EVM-3S-48	3-phase Selectable Voltmeter									
EVM-3S-72	3-phase Selectable Voltmeter									
EVM-3S-96	3-phase Selectable Voltmeter									
EVM-R3	Voltmeter (Rail Mount)									
EVM-R3C	Voltmeter with Output Contact (Rail Mount)									
EVM-R3S	3-phase Selectable Voltmeter (Rail Mount)									
EVM-15-96	1-phase Voltmeter									
EVM-35-96	3-phase Voltmeter									

- 24-240V AC/DC
- Range 1-40 kV
- Class 0,5
- IP54

- True RMS Measurement
- Non-flammable enclosure
- Double Insulation (□),
- Measurement Category III

- Terminal Connection
- Flush mounting with rear terminals

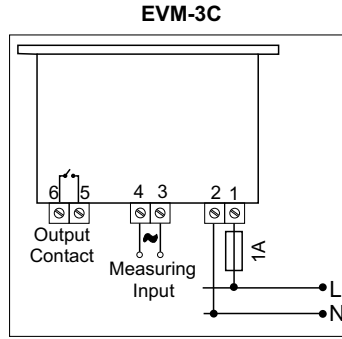
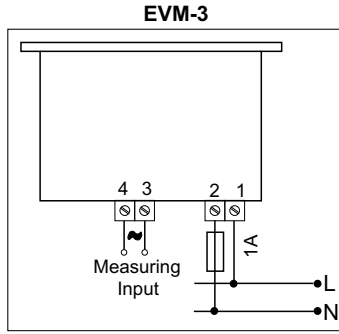
- Ambient Operating Temperature : -5°C, +50°C
- IEC 61000-6-2, IEC 61000-6-4, IEC 61010-1

MODEL

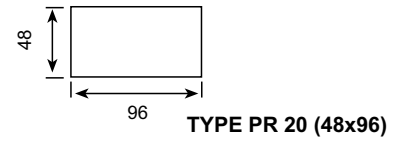
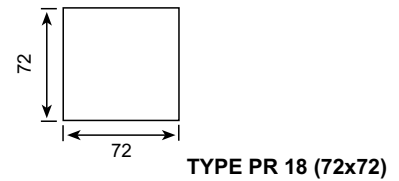
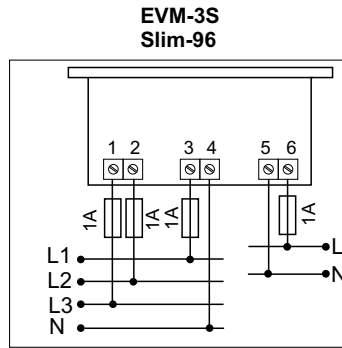
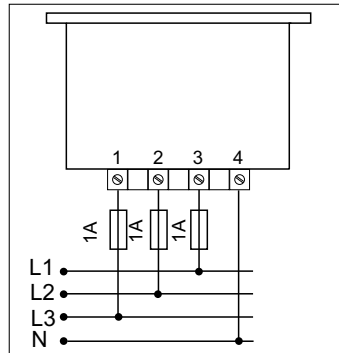
SPECIFICATIONS	Panel-Mount				Rail-Mount		
	EVM-3	EVM-3C	EVM-3S	EVM-35	EVM-R3	EVM-R3C	EVM-R3S
HOUSING							
Dimensions	48X96mm(PR20),72X72(PR18),slim 96(PR25)				96X96mm(PR19)		
Weight	0,28kg/16pcs(PR18) ,0,30kg/12 pcs(PR25), 0,25kg/20 pcs(PR20)				0,3kg/package:12 pcs		
MEASUREMENTS							
Voltage							
Measurement Range	10-600VAC		10-300VAC(L-N) 10-500VAC(L-L)	1-300VAC(L-N) 2-500VAC(L-L)	10-600VAC		10-300VAC(L-N) 10-500VAC(L-L)
Accuracy	%1±1 digit			%0,5±1 digit		%1±1 digit	
Burden	<1VA						
SUPPLY							
Operating Voltage	110VAC/230VAC ±%10			24-250VAC/DC		110VAC/230VAC ±%10	
Power Consumption	<4VA						
Operating Frequency	45-65Hz						
OUTPUT							
Delay Time	0-99,9 seconds					0-99,9 seconds	
Contact Output	1NO,5A 1250VA					1NO,5A 1250VA	
STANDARDS							
Security Standards	EN 61010						
EMC Standards	EN 61000						
Mechanical Endurance	EN 60529						
AMBIENT CONDITIONS							
Ambient Temperature	-5;+50°C		-5;+70°C		-5;+50°C		
Overvoltage Category	III						
CONNECTIONS							
Installation	Flush mount				Rail mount		
Connection Terminals	Sockets with screws				With DIN3 screws		
Connection Types	Single phase 2 wires		3 phase 4 wires-Star		Single phase 2 Wires		3 phase 4 wires-Star

**Connection Diagram
(PR19- 96x96mm)**

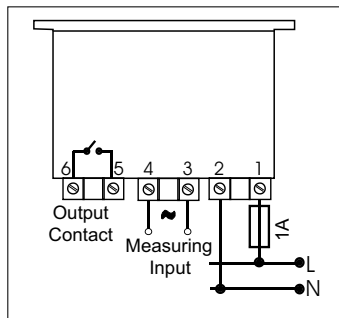
Dimensions



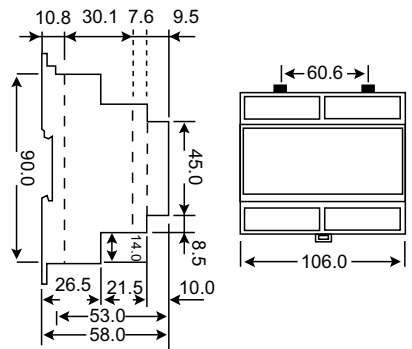
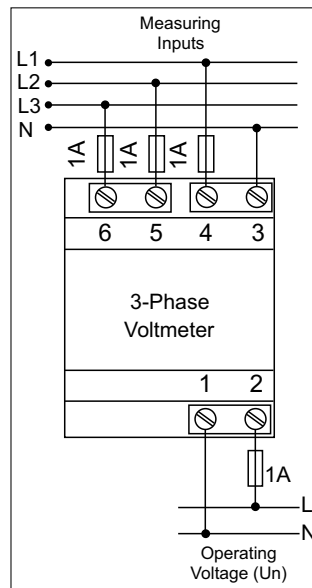
EVM-3S
(72x72)
(48x96)



EVM-3C
(48x96)

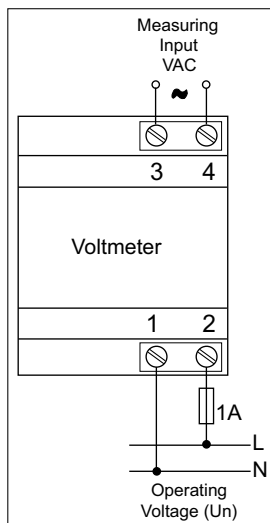


EVM-R3S

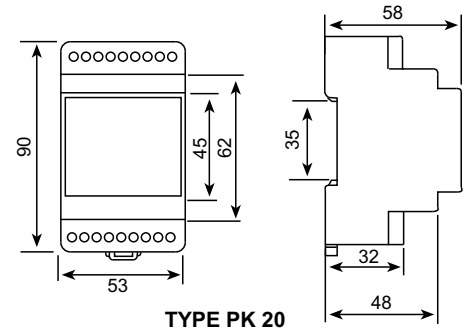
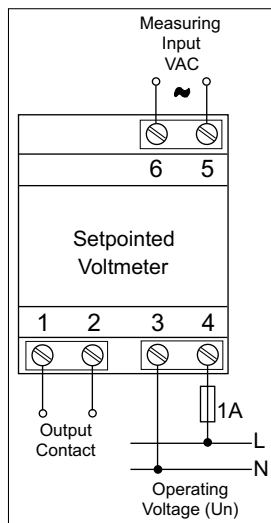


TYPE DIN / PK 26

EVM-R3



EVM-R3C



TYPE PK 20

Connection diagrams are given for reference. Please always check the latest user manual.

EVM-35

