


2000 Series Panel/Bezel Mount Meters



2018/22	2025	2035	2045	2060
D.C. Moving Coil	D.C. Moving Coil	D.C. Moving Coil	D.C. Moving Coil	D.C. Moving Coil
2018R	2026	2036	2046	2061
A.C. Rectifier	A.C. Repulsion	A.C. Repulsion	A.C. Repulsion	A.C. Repulsion

These attractively styled meters are produced in five sizes from 1-1/2" to 6". All models have long, flat arc scales and knife edge pointers for excellent readability. Most 1-1/2" to 6" meters are supplied with the self shielded Accuring movements. The standard AC repulsion movement is also available in 2-1/2" to 6" meter cases. Features for the 2000 series include matching AC and DC models, bezel or surface mounting, and choice of standard colors on the lower front cover at additional cost. Standard ranges for this series of meters, both AC and DC, are listed on the Hoyt price sheet and include DC Microamps, Milliamps, Millivolts, Volts, and Amps; AC Milliamps, Amps and Volts. Special dials are available with the following options: additional colors, special legends, logos and mirrors.

Bezel Mount Meters

Bezels for mounting rectangular custom series models 2018, 2025/26, 2035/36, and 2045/46 behind the panel are sturdy, die cast black metal.

Bezel mount meters may be ordered with optional quick mount positive locking tabs. This series has clear polystyrene cases standard, but acrylic or high impact polycarbonate case are available in some models.

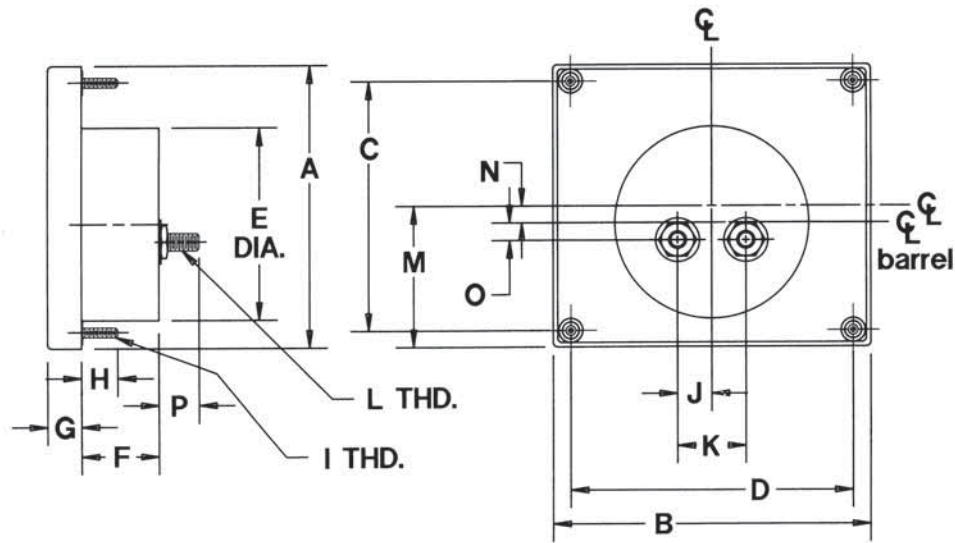


2000 SERIES BEZELS

Bezel Part Numbers

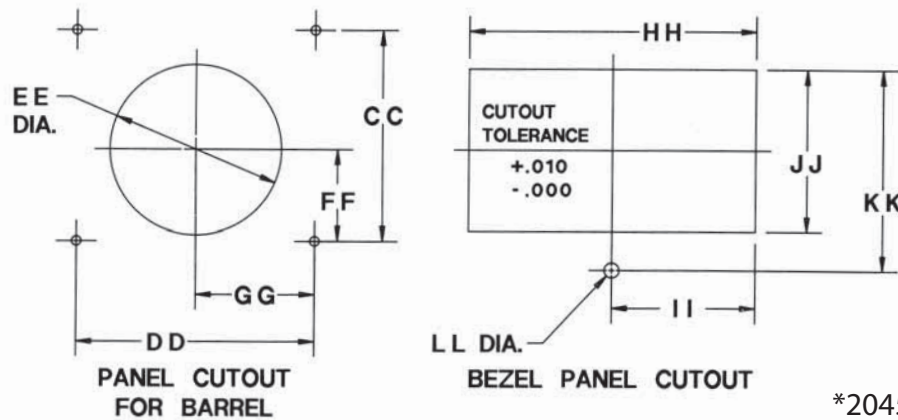
- C-7052 (overall size 2" x 1-3/16") for 2018
- C-7036 (overall size 3-1/8" x 1-23/32") for 2025/26
- C-7048 (overall size 3-7/8" x 2-9/32") for 2035/36
- C-7030 (overall size 4-31/32" x 2-29/32") for 2045/46

DIMENSIONS:



MODELS	A	B	C	D	E	F	G	H	I	J	K	L	M	N	O	P
2018-22/18R	1.74	1.74	1.31	1.31	1.50	1.22	0.33	0.50	4-48	0.48	0.97	10-32	0.87	0.00	-.22	0.50
2025/26	2.38	2.81	1.88	1.88	2.16	1.12	0.42	0.50	4-48	0.48	0.97	10-32	1.19	0.00	0.00	0.50
2035/36	2.97	3.50	2.25	2.25	2.74	1.10	0.45	0.56	4-48	0.48	0.97	10-32	1.48	0.03	0.25	0.50
2045/46	4.03	4.50	3.56	4.00	2.75	1.10	0.48	0.62	6-32	0.48	0.97	10-32	2.02	0.24	0.25	0.50
2060/61	4.49	5.72	3.00	5.25	2.75	1.09	0.51	0.66	6-32	0.48	0.97	10-32	2.24	0.65	0.06	0.50

DIMENSIONS:



*2045 Shown

MODELS	CC	DD	EE	FF	GG	HH	II	JJ	KK	LL
2018-22/18R	1.31	1.31	1.60	0.66	0.66	1.91	0.95	1.12	1.48	0.20
2025/26	1.88	1.88	2.26	0.94	0.94	3.00	1.50	1.61	2.06	0.25
2035/36	2.25	2.25	2.84	1.12	1.12	3.73	1.86	2.17	2.63	0.25
2045/46	3.56	4.00	2.88	1.54	2.00	4.82	2.41	2.76	3.40	0.25
2060/61	3.00	5.25	2.88	0.85	2.62	-	-	-	-	-

